

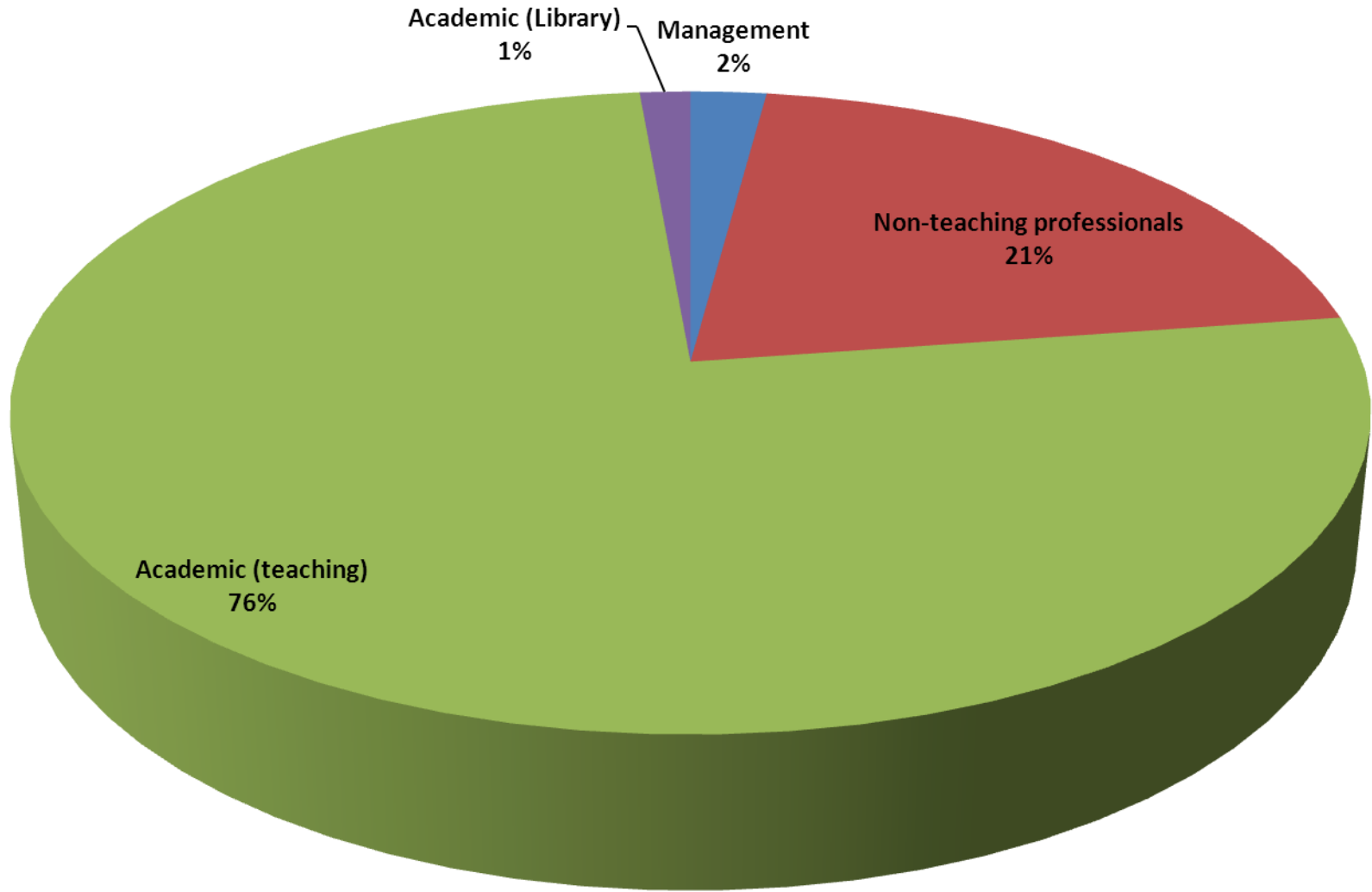


**Assessment of Student Gen Ed
Learning Experience – Faculty Survey
Fall 2010
n=141**

Prepared by the Office of
Institutional Effectiveness

Oct. 5th , 2010

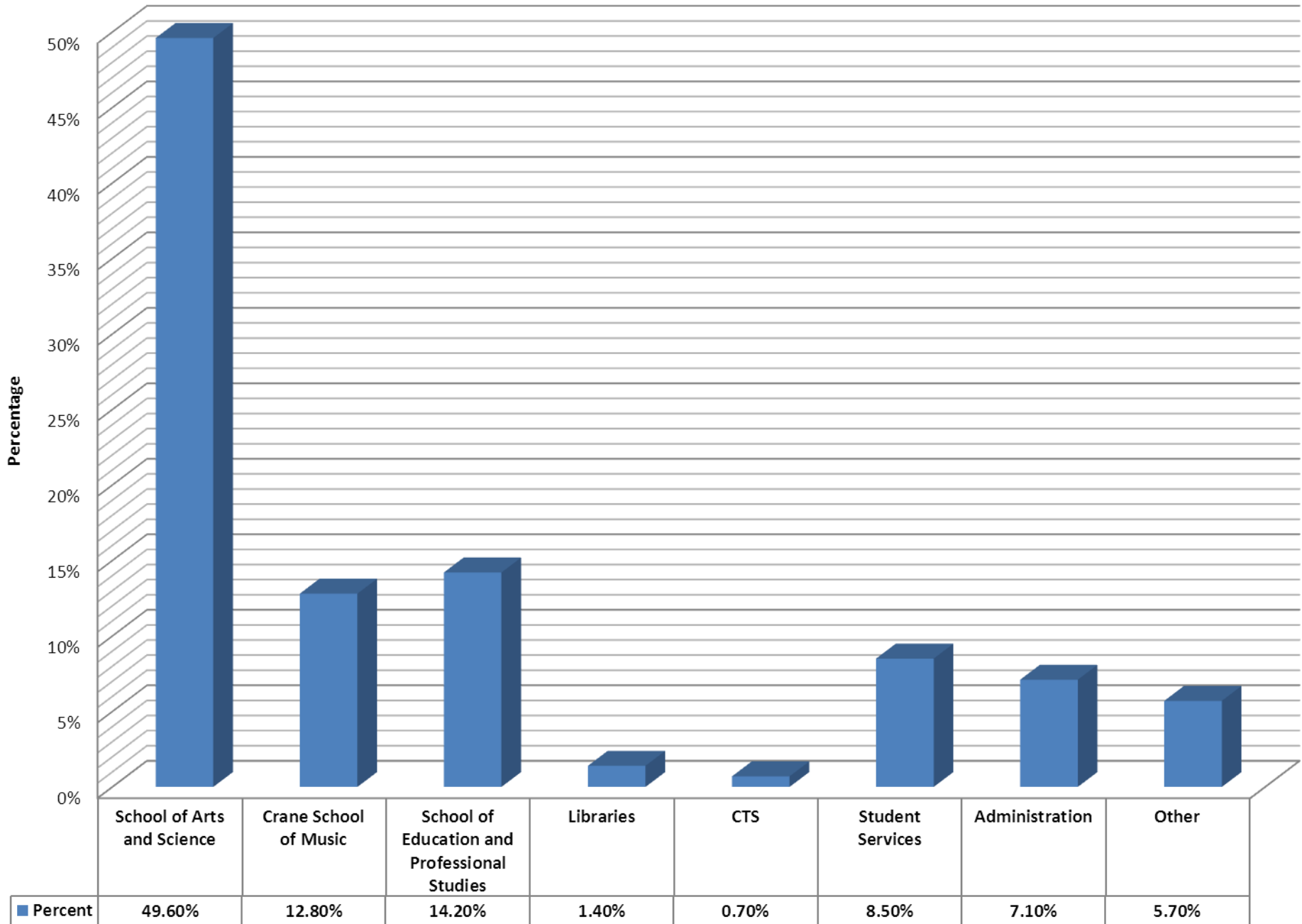
1. Please check your title:



1. Please check your title:

Choice	Count	Percentage of Sample Answering	Percentage of Sample Asked	Percentage of Total Sample
Management	3	2.1%	2.1%	2.1%
Non-teaching professionals	29	20.6%	20.6%	20.6%
Academic (teaching)	107	75.9%	75.9%	75.9%
Academic (Library)	2	1.4%	1.4%	1.4%

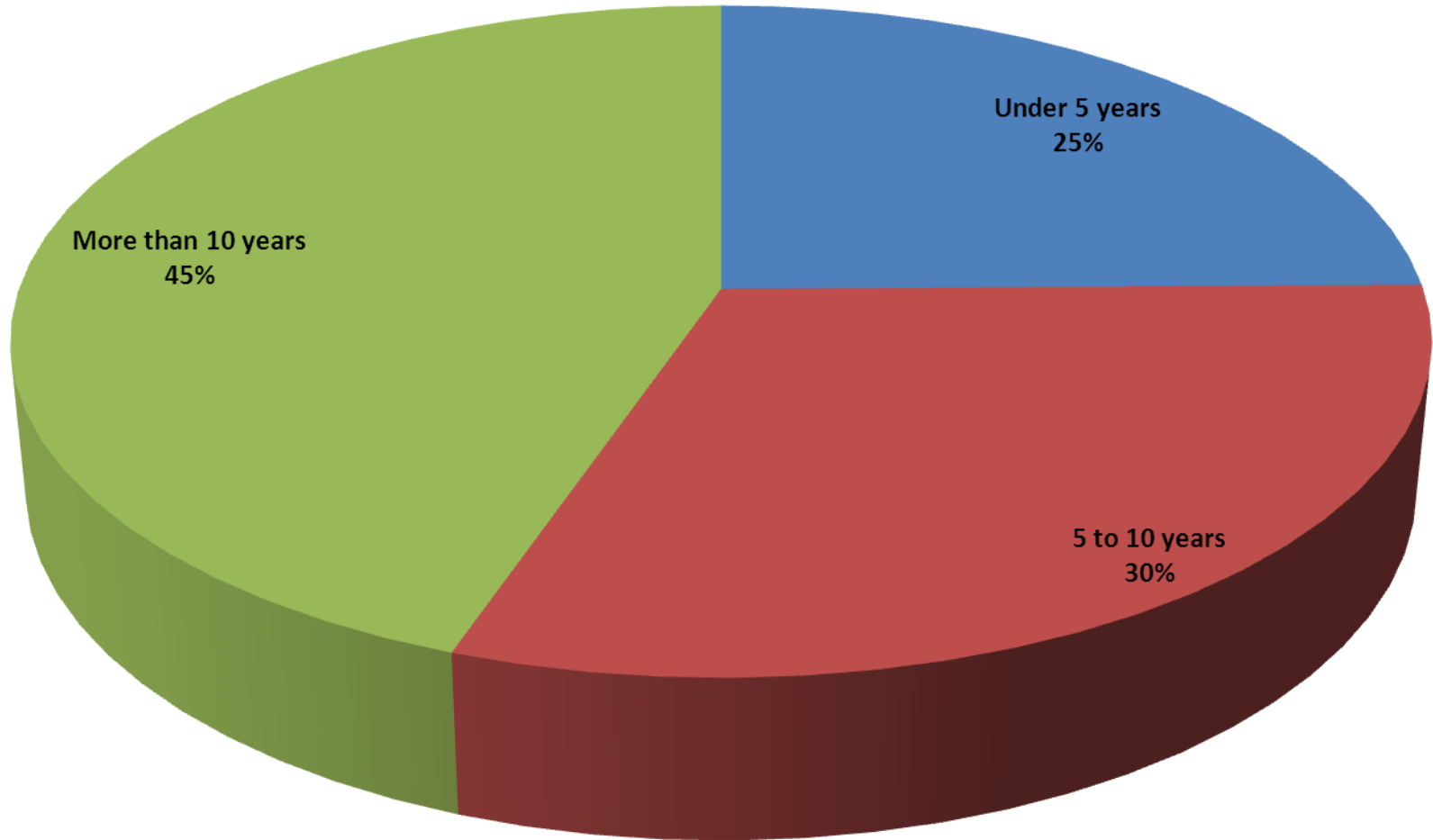
2. To which unit are you assigned?



2. To which unit are you assigned?

Choice	Count	Percentage of Sample Answering	Percentage of Sample Asked	Percentage of Total Sample
School of Arts and Science	70	49.6%	49.6%	49.6%
Crane School of Music	18	12.8%	12.8%	12.8%
School of Education and Professional Studies	20	14.2%	14.2%	14.2%
Libraries	2	1.4%	1.4%	1.4%
CTS	1	0.7%	0.7%	0.7%
Student Services	12	8.5%	8.5%	8.5%
Administration	10	7.1%	7.1%	7.1%
Other	8	5.7%	5.7%	5.7%

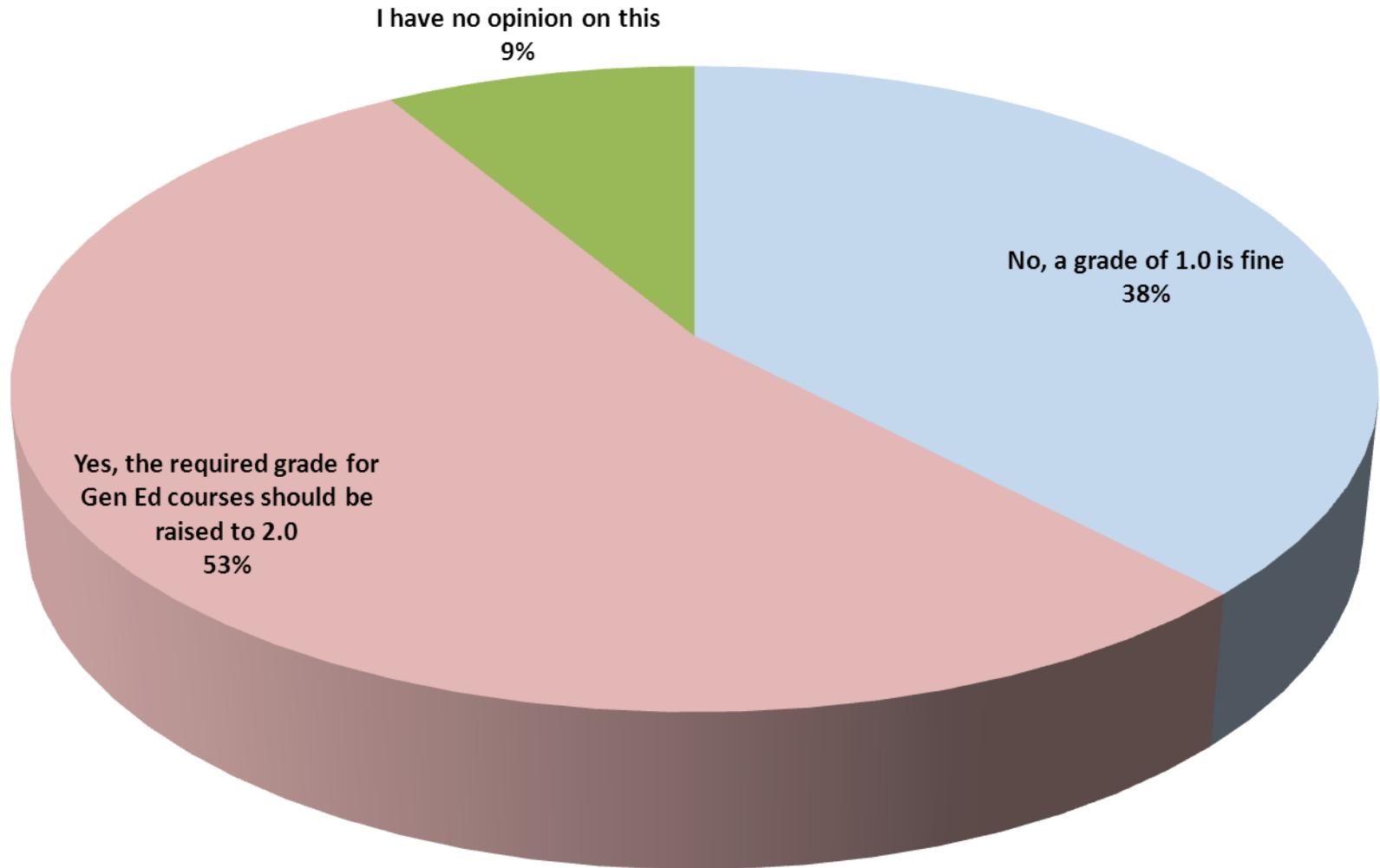
3. Number of Years at SUNY Potsdam:



3. Number of Years at SUNY Potsdam:

Choice	Count	Percentage of Sample Answering	Percentage of Sample Asked	Percentage of Total Sample
Under 5 years	35	24.8%	24.8%	24.8%
5 to 10 years	43	30.5%	30.5%	30.5%
More than 10 years	63	44.7%	44.7%	44.7%

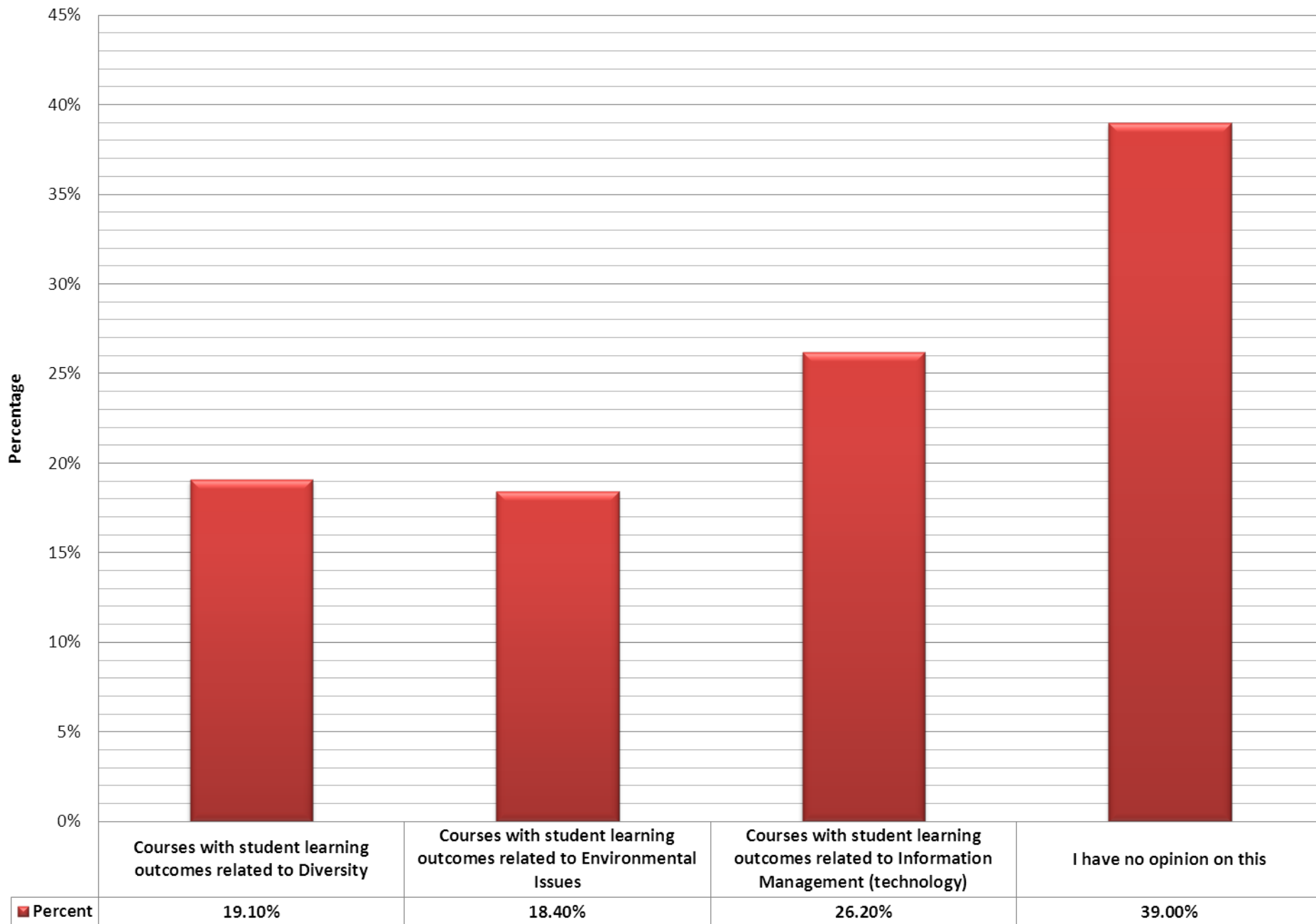
4a. Are you in favor of increasing the required grade to 2.0 to earn credit for a Gen Ed designator?



4a. Are you in favor of increasing the required grade to 2.0 to earn credit for a Gen Ed designator?

Choice	Count	Percentage of Sample Answering	Percentage of Sample Asked	Percentage of Total Sample
No, a grade of 1.0 is fine	53	37.9%	37.6%	37.6%
Yes, the required grade for Gen Ed courses should be raised to 2.0	75	53.6%	53.2%	53.2%
I have no opinion on this	12	8.6%	8.5%	8.5%

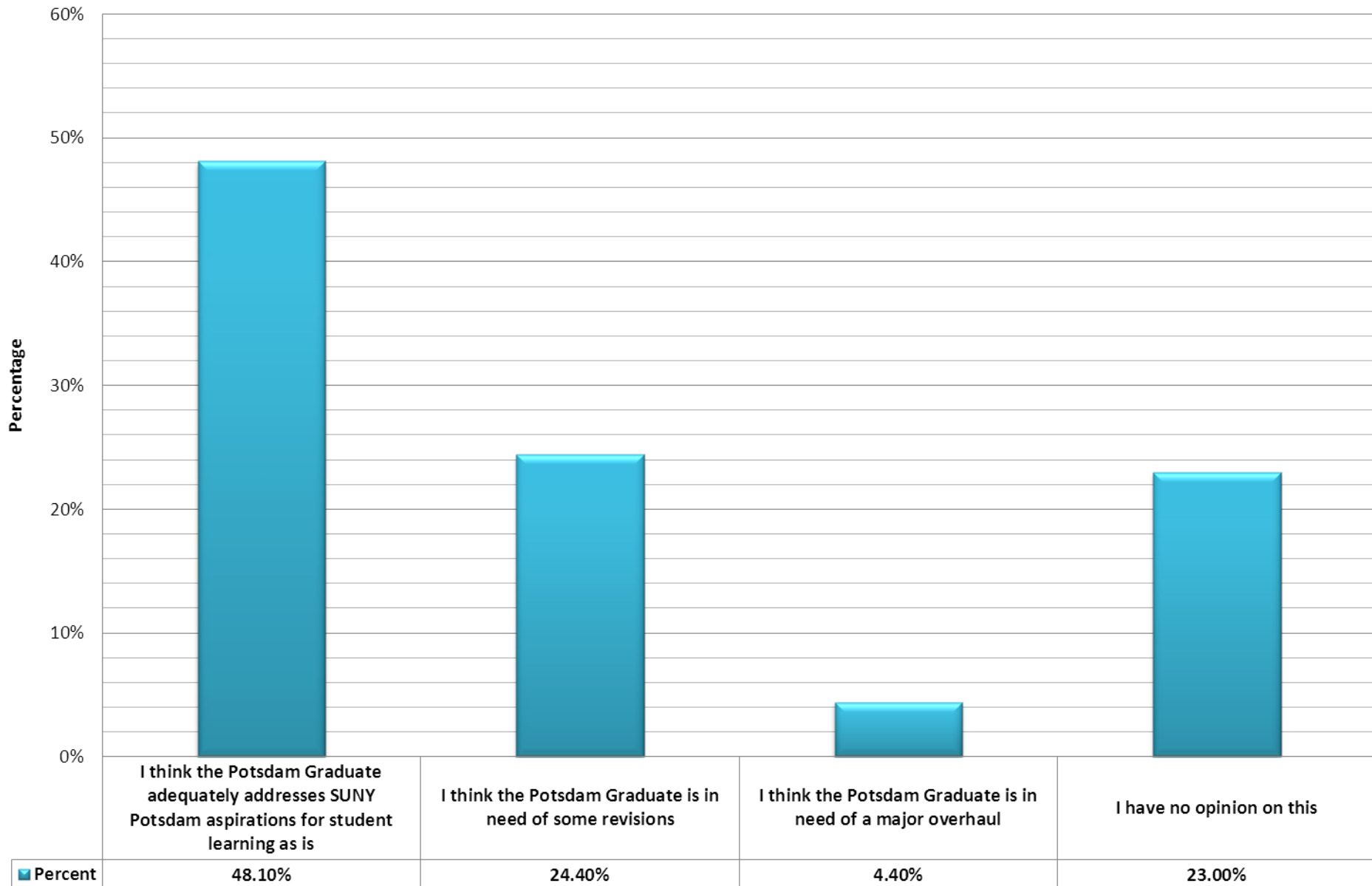
5a. In your opinion, do you think that the SUNY Potsdam General Education Program is missing any important component such as?



5a. In your opinion, do you think that the SUNY Potsdam General Education Program is missing any important component such as?

Choice	Count	Percent of Sample Asked	Percent of Total Sample
Courses with student learning outcomes related to Diversity	27	19.1%	19.1%
Courses with student learning outcomes related to Environmental Issues	26	18.4%	18.4%
Courses with student learning outcomes related to Information Management (technology)	37	26.2%	26.2%
I have no opinion on this	55	39.0%	39.0%

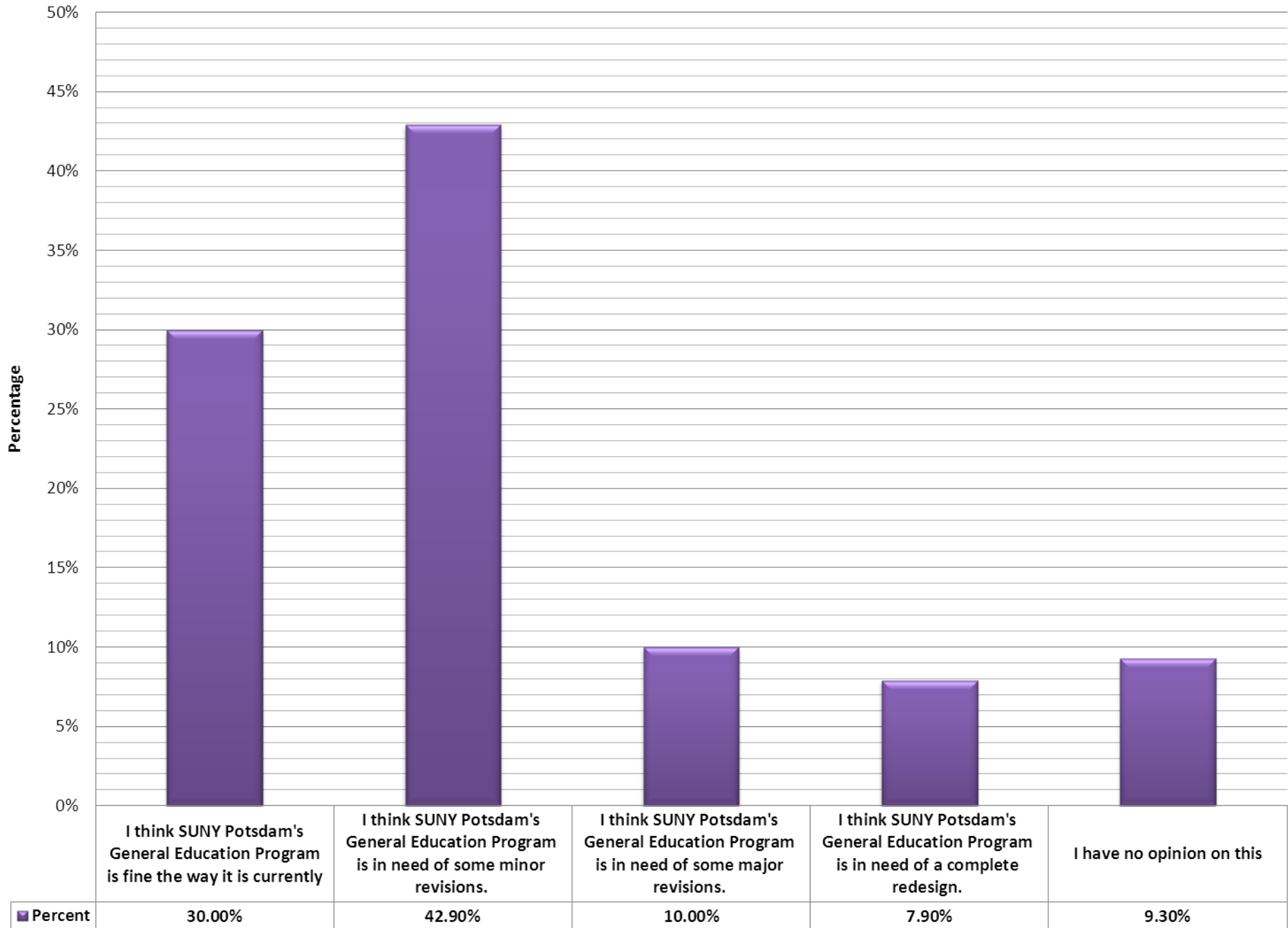
6a. The Potsdam Graduate is still an adequate statement of SUNY Potsdam's aspirations for student learning?



6a. The Potsdam Graduate is still an adequate statement of SUNY Potsdam's aspirations for student learning?

Choice	Count	Percentage of Sample Answering	Percentage of Sample Asked	Percentage of Total Sample
I think the Potsdam Graduate adequately addresses SUNY Potsdam aspirations for student learning as is	65	48.1%	46.1%	46.1%
I think the Potsdam Graduate is in need of some revisions	33	24.4%	23.4%	23.4%
I think the Potsdam Graduate is in need of a major overhaul	6	4.4%	4.3%	4.3%
I have no opinion on this	31	23.0%	22.0%	22.0%

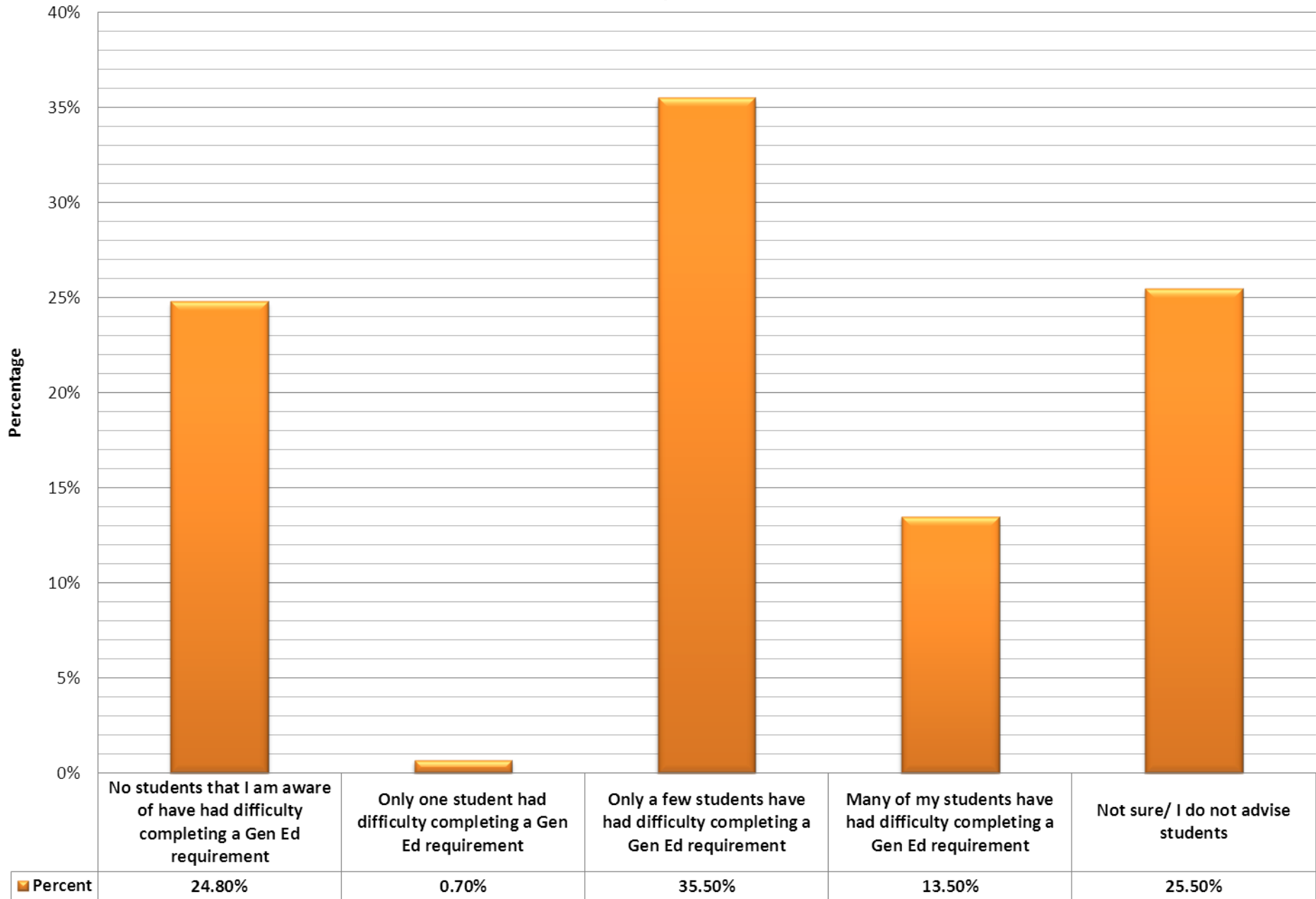
7a. In your opinion, how effective is SUNY Potsdam's current General Education Program.



7a. In your opinion, how effective is SUNY Potsdam's current General Education Program.

Choice	Count	Percentage of Sample Answering	Percentage of Sample Asked	Percentage of Total Sample
I think SUNY Potsdam's General Education Program is fine the way it is currently	42	30.0%	29.8%	29.8%
I think SUNY Potsdam's General Education Program is in need of some minor revisions. (please comment below)	60	42.9%	42.6%	42.6%
I think SUNY Potsdam's General Education Program is in need of some major revisions. (please comment below)	14	10.0%	9.9%	9.9%
I think SUNY Potsdam's General Education Program is in need of a complete redesign. (please comment below)	11	7.9%	7.8%	7.8%
I have no opinion on this	13	9.3%	9.2%	9.2%

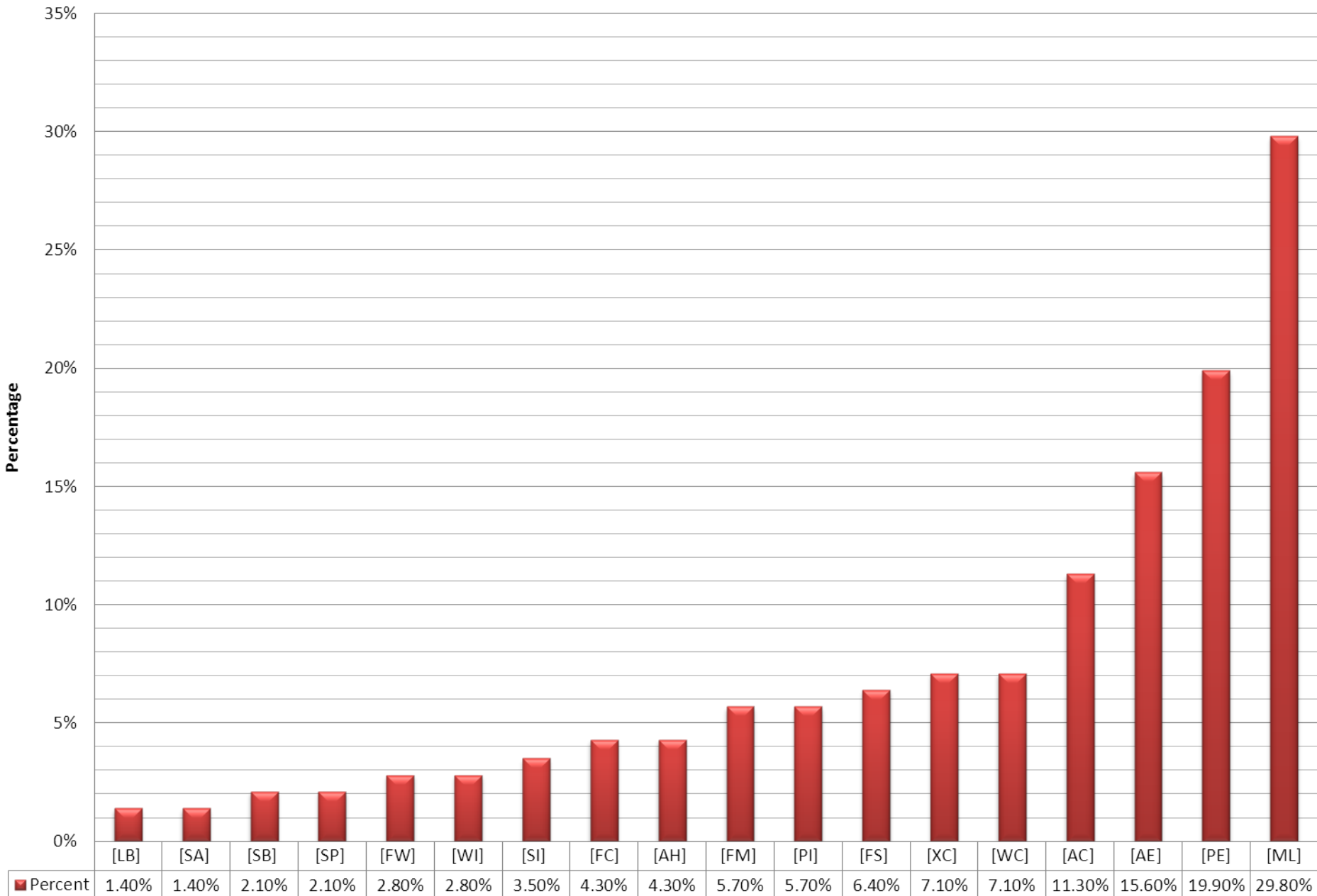
8a. Have any of the students that you advise had difficulty completing any Gen. Ed. requirement(s)?



8a. Have any of the students that you advise had difficulty completing any Gen. Ed. requirement(s)?

Choice	Count	Percentage of Sample Answering	Percentage of Sample Asked	Percentage of Total Sample
No students that I am aware of have had difficulty completing a Gen Ed requirement	35	24.8%	24.8%	24.8%
Only one student had difficulty completing a Gen Ed requirement	1	0.7%	0.7%	0.7%
Only a few students have had difficulty completing a Gen Ed requirement	50	35.5%	35.5%	35.5%
Many of my students have had difficulty completing a Gen Ed requirement	19	13.5%	13.5%	13.5%
Not sure/ I do not advise students	36	25.5%	25.5%	25.5%

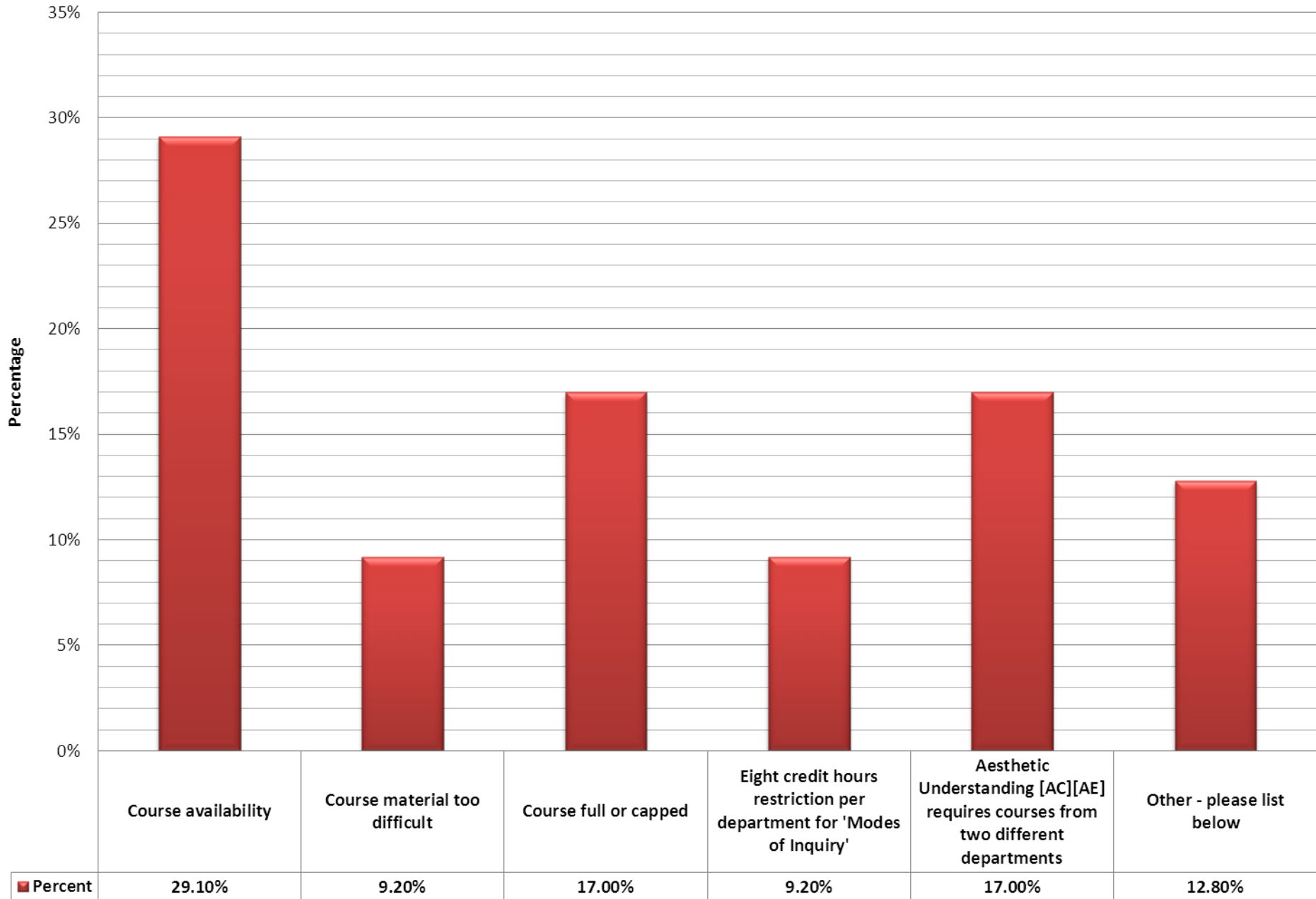
8b. Which designator(s) posed difficulty?



8b. which designator(s) posed difficulty?

Choice	Count	Percent of Sample Asked	Percent of Total Sample
[FM] QUANTITATIVE EXPERIENCE - MATHEMATICS	8	5.7%	5.7%
[FS] SPEAKING, REASONING AND RESEARCH	9	6.4%	6.4%
[FW] COMMUNICATION EXPERIENCE - FIRST-YEAR WRITING	4	2.8%	2.8%
[FC] CRITICAL THINKING EXPERIENCE - CRITICAL THINKING	6	4.3%	4.3%
[AC] AESTHETIC UNDERSTANDING - CRITICAL AND DISCRIMINATIVE	16	11.3%	11.3%
[AE] AESTHETIC - EXPERIENTIAL	22	15.6%	15.6%
[SB] SCIENTIFIC INQUIRY-BIOLOGICAL SCIENCES	3	2.1%	2.1%
[SP] SCIENTIFIC INQUIRY-PHYSICAL SCIENCES	3	2.1%	2.1%
[LB] SCIENTIFIC INQUIRY - LABORATORY	2	1.4%	1.4%
[SA] SOCIAL ANALYSIS	2	1.4%	1.4%
[PI] PHILOSOPHICAL INQUIRY	8	5.7%	5.7%
[AH] AMERICAN HISTORY	6	4.3%	4.3%
[XC] WORLD CIVILIZATIONS - CROSS-CULTURAL PERSPECTIVE	10	7.1%	7.1%
[WC] WESTERN CIVILIZATION	10	7.1%	7.1%
[WI] WRITING-INTENSIVE COURSE	4	2.8%	2.8%
[SI] SPEAKING-INTENSIVE COURSE	5	3.5%	3.5%
[ML] MODERN LANGUAGE PROFICIENCY	42	29.8%	29.8%
[PE] PHYSICAL EDUCATION / HEALTH EXPERIENCE	28	19.9%	19.9%

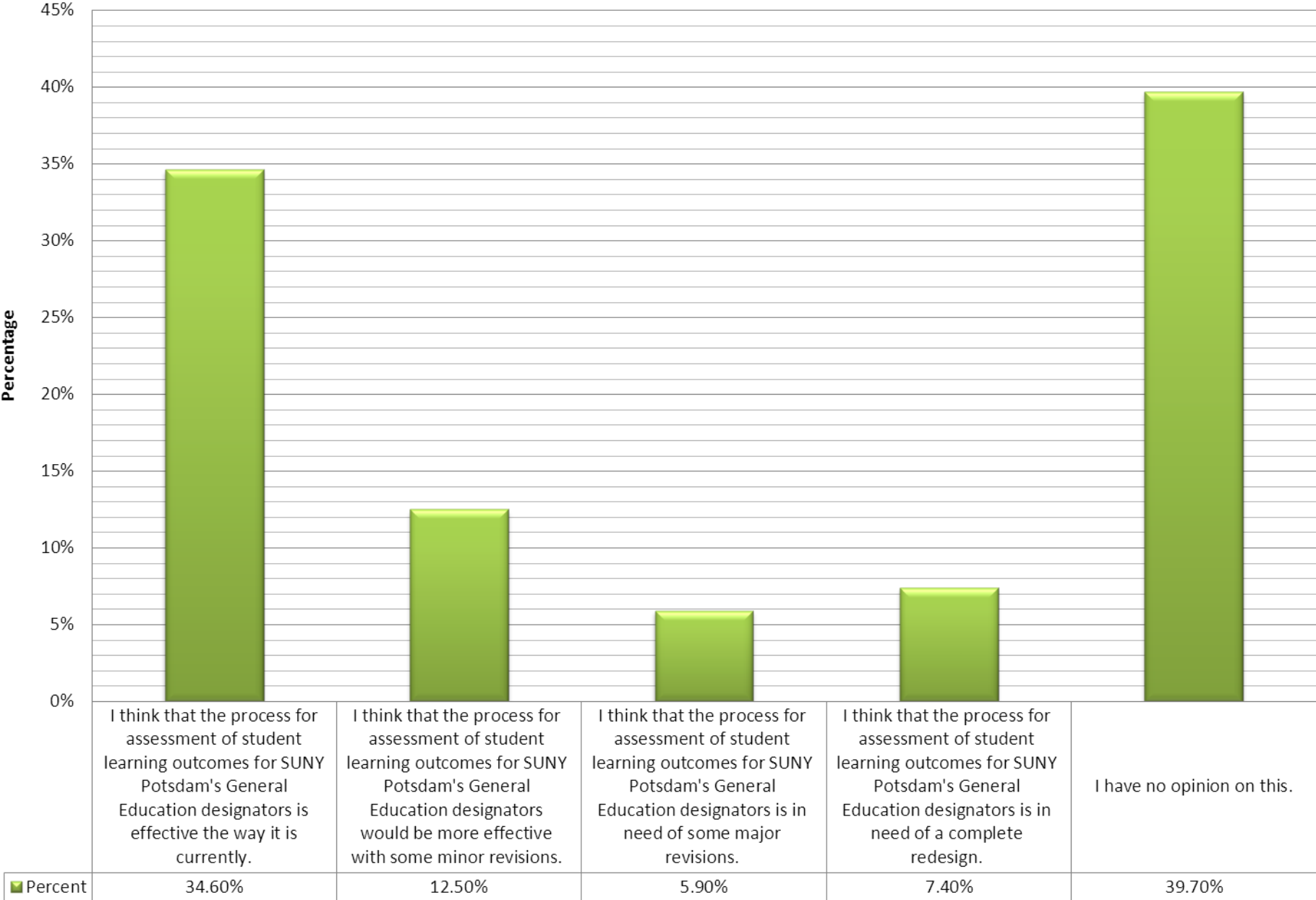
8c. If you are aware of the reasons your students experienced difficulty completing Gen Ed courses, please indicate them below.



8c. If you are aware of the reasons your students experienced difficulty completing Gen Ed courses, please indicate them below.

Choice	Count	Percent of Sample Asked	Percent of Total Sample
Course availability	41	29.1%	29.1%
Course material too difficult	13	9.2%	9.2%
Course full or capped	24	17.0%	17.0%
Eight credit hours restriction per department for 'Modes of Inquiry'	13	9.2%	9.2%
Aesthetic Understanding [AC][AE] requires courses from two different departments	24	17.0%	17.0%
Other - please list below	18	12.8%	12.8%

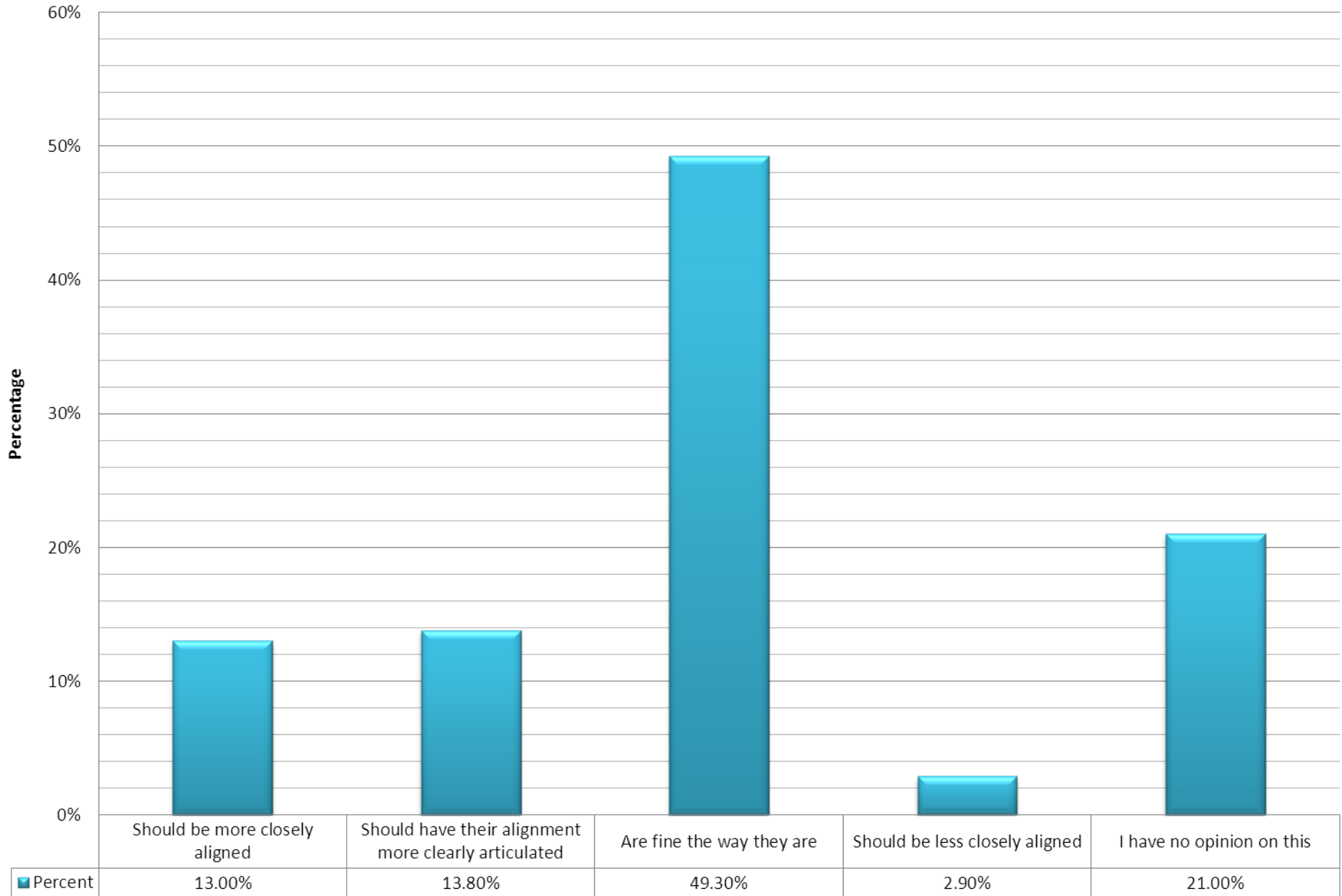
9a. Assessment data are collected electronically from faculty teaching courses with General Education designators on a three year cycle. These data are used for the purpose of planning and recommending action for the improvement of student achievement. In



9a. Assessment data are collected electronically from faculty teaching courses with General Education designators on a three year cycle. These data are used for the purpose of planning and recommending action for the improvement of student achievement. In your opinion, is this assessment process effective?

Choice	Count	Percentage of Sample Answering	Percentage of Sample Asked	Percentage of Total Sample
I think that the process for assessment of student learning outcomes for SUNY Potsdam's General Education designators is effective the way it is currently.	47	34.6%	33.3%	33.3%
I think that the process for assessment of student learning outcomes for SUNY Potsdam's General Education designators would be more effective with some minor revisions. (please comment below)	17	12.5%	12.1%	12.1%
I think that the process for assessment of student learning outcomes for SUNY Potsdam's General Education designators is in need of some major revisions. (please comment below)	8	5.9%	5.7%	5.7%
I think that the process for assessment of student learning outcomes for SUNY Potsdam's General Education designators is in need of a complete redesign. (please comment below)	10	7.4%	7.1%	7.1%
I have no opinion on this.	54	39.7%	38.3%	38.3%

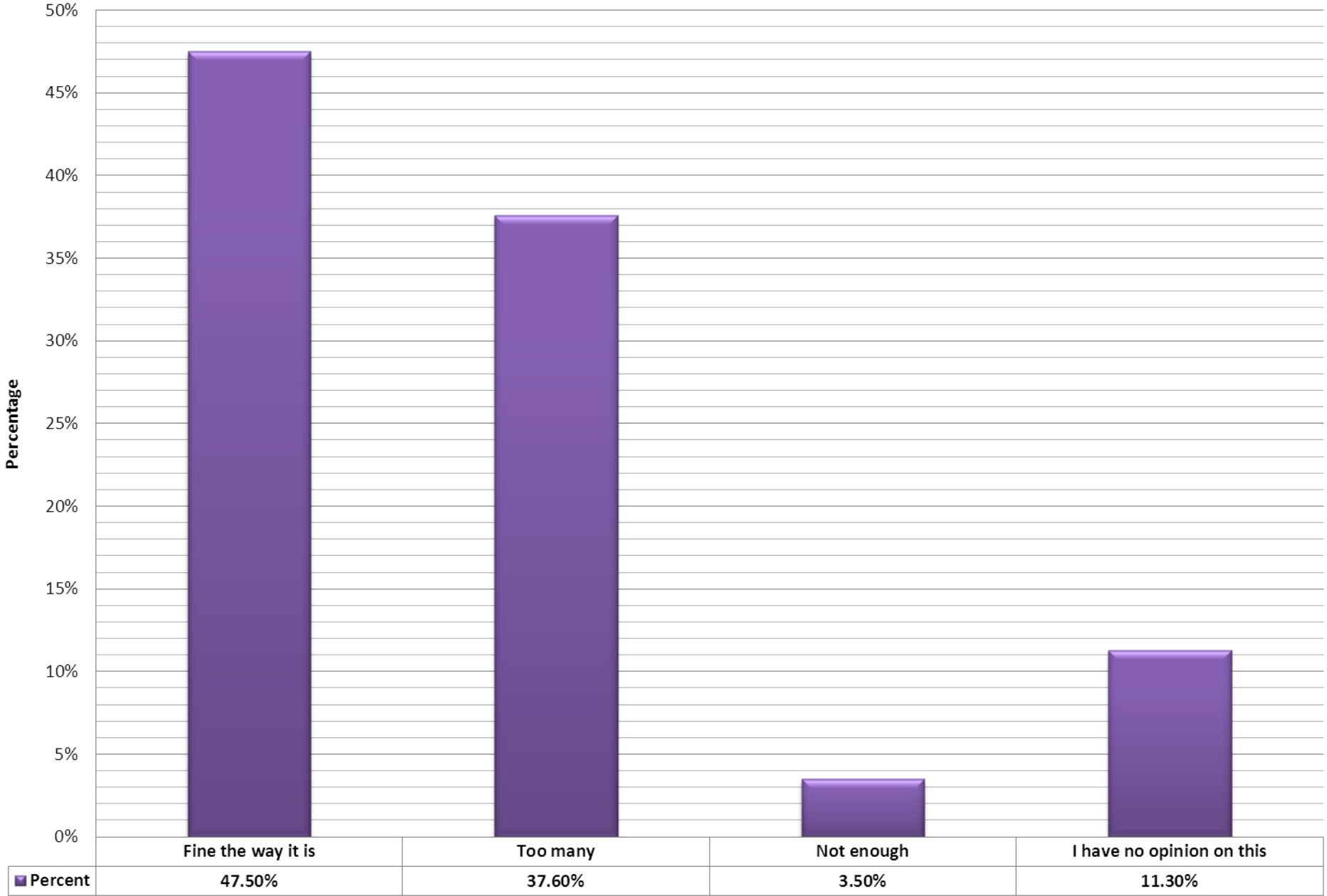
10. The General Education requirements and the Mission Statement:



10. The General Education requirements and the Mission Statement:

Choice	Count	Percentage of Sample Answering	Percentage of Sample Asked	Percentage of Total Sample
Should be more closely aligned	18	13.0%	12.8%	12.8%
Should have their alignment more clearly articulated	19	13.8%	13.5%	13.5%
Are fine the way they are	68	49.3%	48.2%	48.2%
Should be less closely aligned	4	2.9%	2.8%	2.8%
I have no opinion on this	29	21.0%	20.6%	20.6%

11 a. The number of required Gen Ed hours [120 + 4 PE hours to graduate] is...



11 a. The number of required Gen Ed hours [120 + 4 PE hours to graduate] is...

Choice	Count	Percentage of Sample Answering	Percentage of Sample Asked	Percentage of Total Sample
Fine the way it is	67	47.5%	47.5%	47.5%
Too many	53	37.6%	37.6%	37.6%
Not enough	5	3.5%	3.5%	3.5%
I have no opinion on this	16	11.3%	11.3%	11.3%