

Our Strategic Agenda

Provost Alexander N. Cartwright
University Faculty Senate • October 23, 2015

SUNY Excels Performance Framework

DIVERSITY AND INCLUSION

A C S I E

Access

Completion

Success

Inquiry

Engagement

COMPLETION AGENDA

IMPACT ON
CHALLENGES

Diversity, Equity and Inclusion



Following Broad Consultation:

A broad Diversity, Equity, and Inclusion Policy was adopted by SUNY Trustees on 9/10/15

Policy Goal: SUNY Aspires to be the Most Inclusive State University System in the Country

SUNY will grow the ways in which we address State and global challenges

Impact State and Global Challenges



GOALS

- **\$1.5B in annual research expenditures by 2025**
- **50% increase in public service, public engagement programs and partnerships by 2025**
- **50% increase in aggregate economic impact by 2025**
- **Expansion of workforce development programs and certificates**
- **Continue to ensure our overall programmatic mix supports the state's high needs areas**
- **Expanded cultural and artistic scholarship**
- **Strengthen graduate and professional education**

RF Administration & SUNY Research Leadership

Two Searches Underway:

Research Foundation President

An operational leader to ensure continued efficiencies and effectiveness in support of SUNY's research faculty

SUNY Vice Chancellor for Research & Economic Development

A champion dedicated to research excellence in all disciplines and the advancement of graduate education

Student Completion and Success



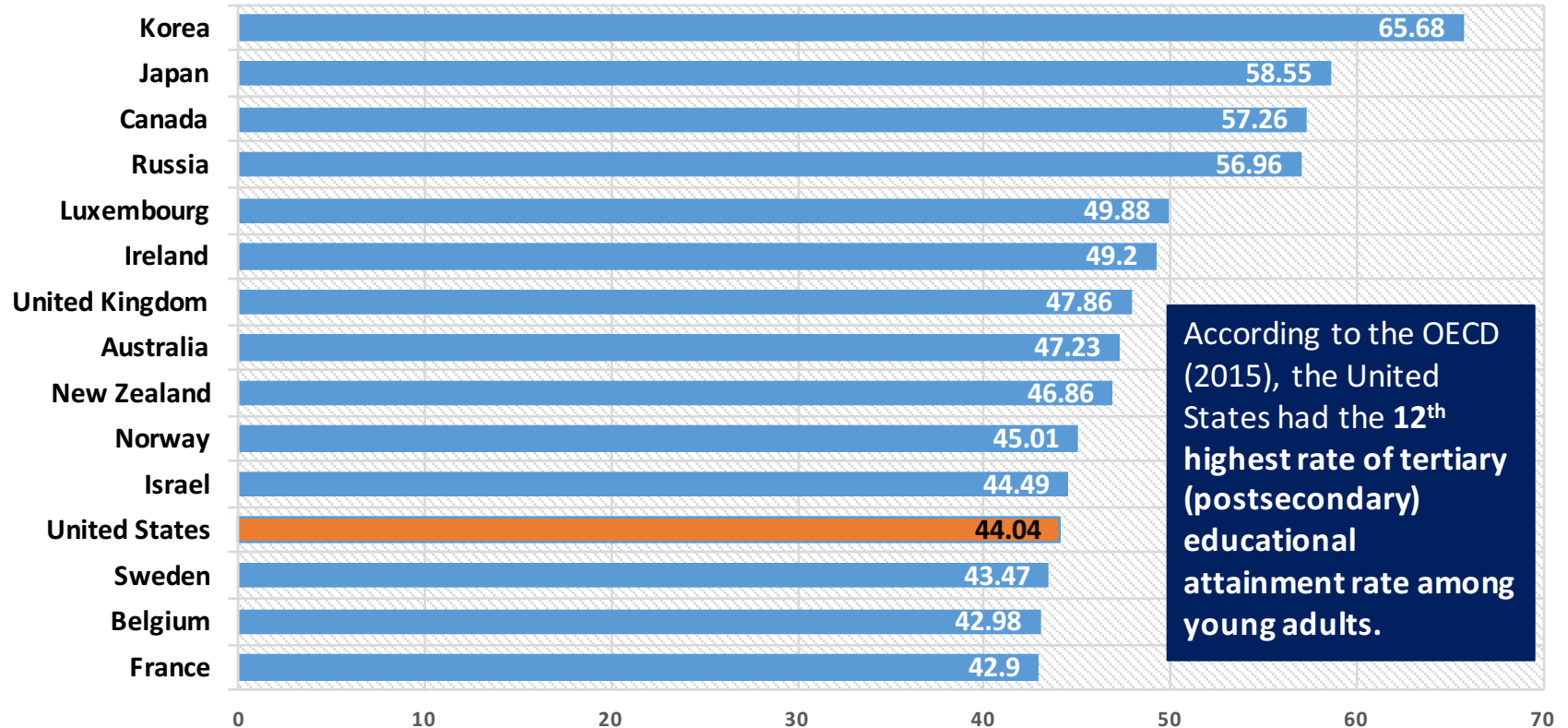
Big, Hairy, Audacious Goal

150,000 DEGREES

(up from 93,000)

Why Completion/Why 150,000?

Population with tertiary education, 25-34 year-olds, % in same age group



According to the OECD (2015), the United States had the 12th highest rate of tertiary (postsecondary) educational attainment rate among young adults.

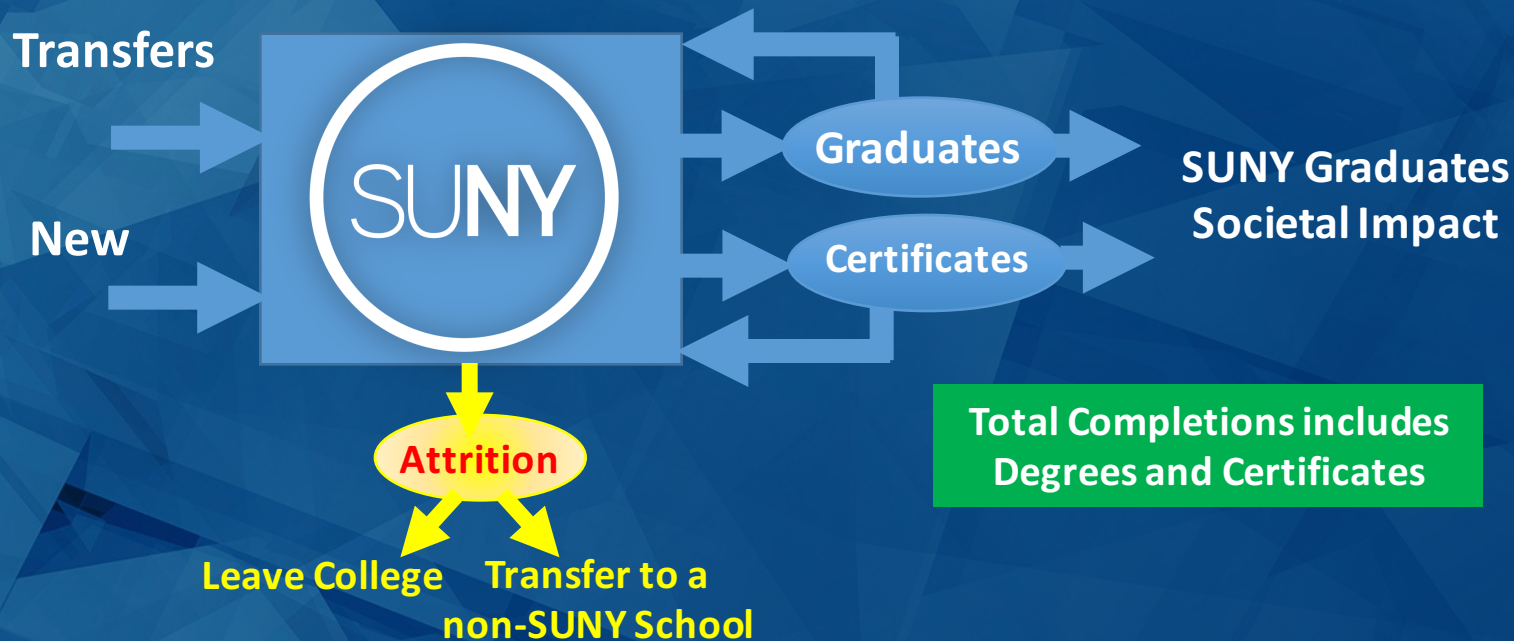
Building a Completion Model

Core Principles:

- Enhance, not lessen quality
- Meet clear educational needs in the State
- Expand impact of institutions and System
- Prioritize completion of currently enrolled students
- Campuses should attempt to meet the standard of “best in sector” performance
- Campuses should explore multi-campus programs

“Degree” is defined as a degree, certificate, micro-degree, or other credential that is of high quality and responsive to clear educational needs

SUNY's Completion Agenda: The Problem Statement



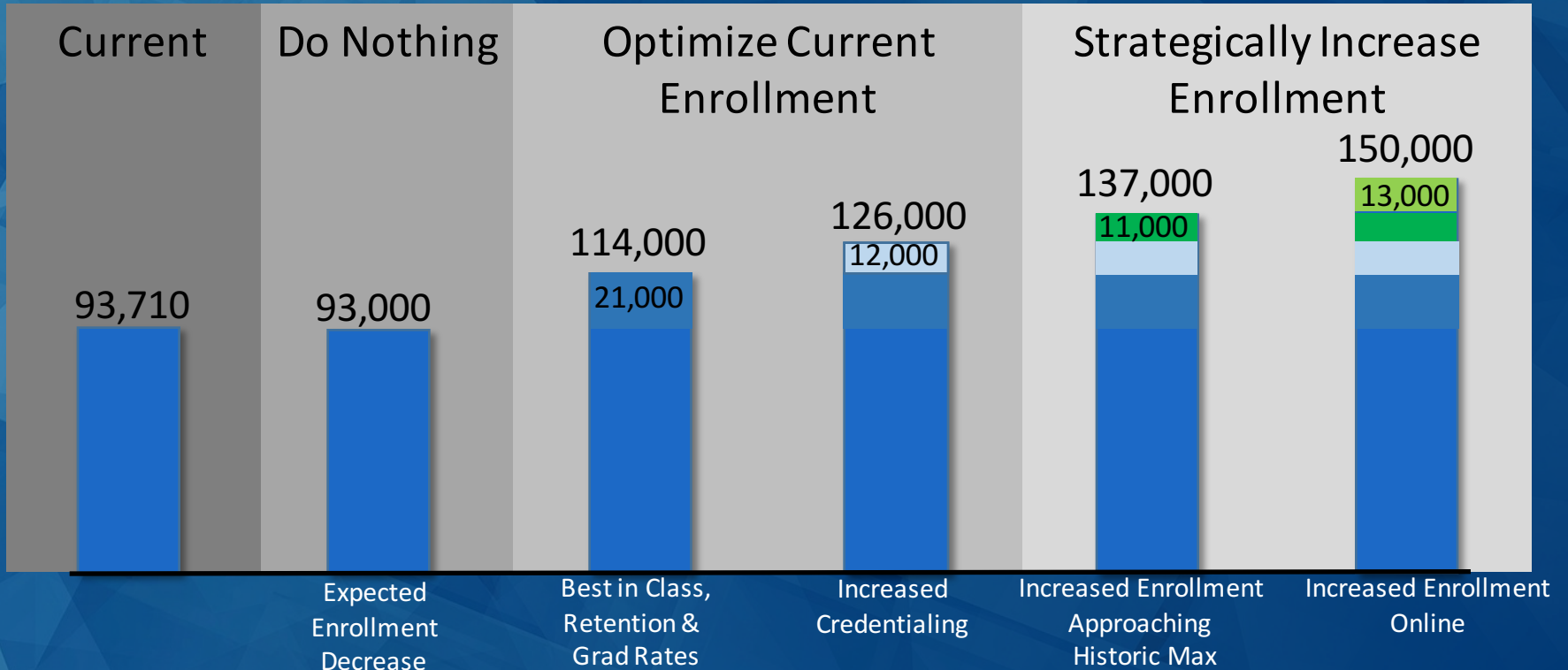
Increasing Completions can be accomplished by:

- 1) Increasing Retention Rates and Graduation Rates (Decreasing Attrition)
- 2) Increasing Credentialing (Certificates / Accelerated Degrees)
- 3) Increasing Enrollment (New and Transfers)

How can we reach 150,000?

Enrollment Growth: 116,000

36,000 + 80,000



Assumptions

1) Current Trajectory:

- Campus enrollment projected to decrease over next few years
- Assumes current (2009) completion rate of 23.1% (Completion rate = Completions / # Matriculated)

2) Optimize Retention and Graduation Rates (Time to Degree) on EXISTING ENROLLMENT

- Increase completion rate from 23.1% to 31.1% in total by 2025.
- RATIONALE: Achieve “Best in Sector” rates for retention and graduation

3) Increase Credentialing On EXISTING ENROLLMENT:

- Increase per student credentials from 1.15 to 1.22 (~6000)
- Increase percentage of certificates from 3.8% to 10% (~6000)

Assumptions

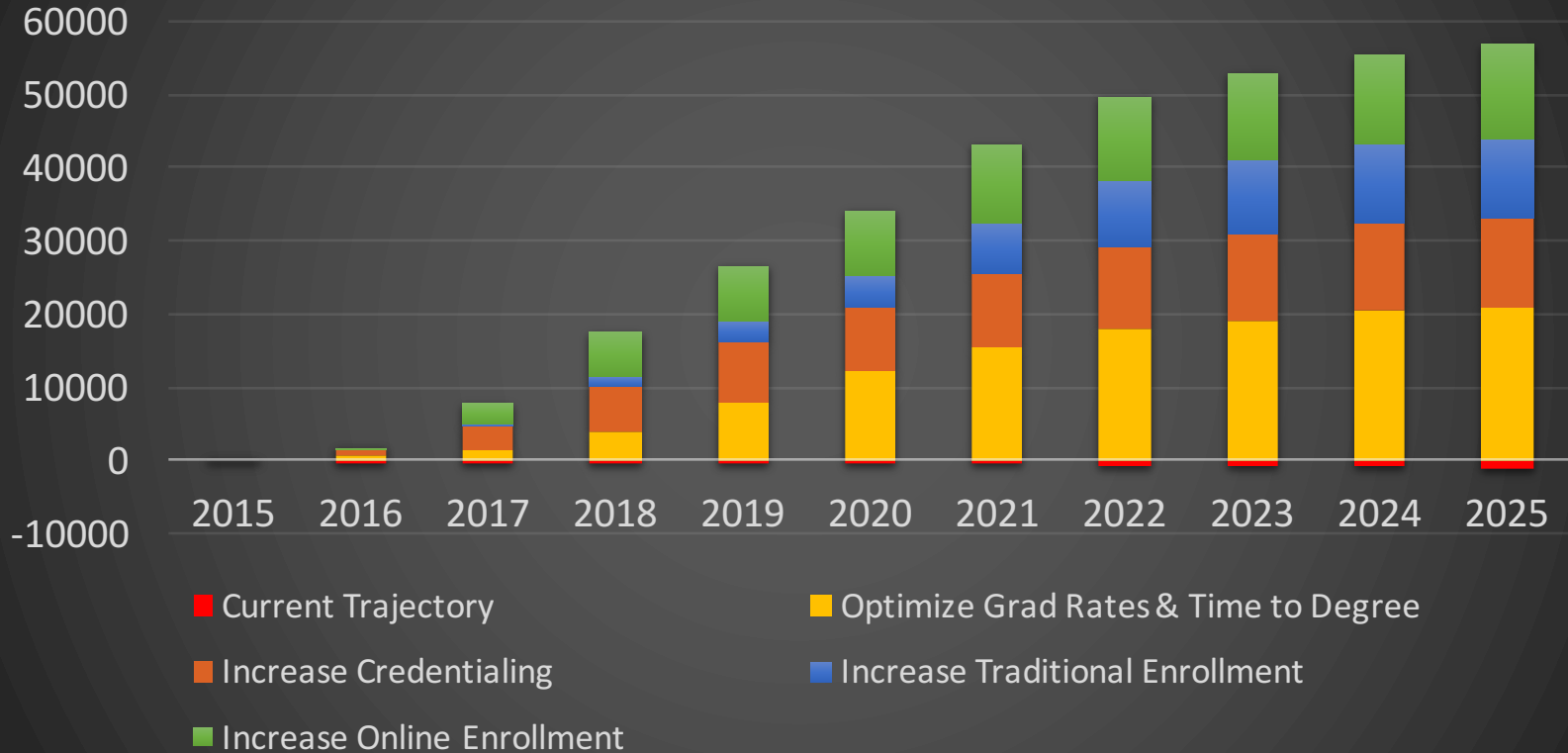
4) Increase Traditional Enrollment:

- Enrollment growth completes with the “best in sector” rates (31.1%)
- Campuses approach their historical highs
- Enrollment must increase by ~36,000 by 2020

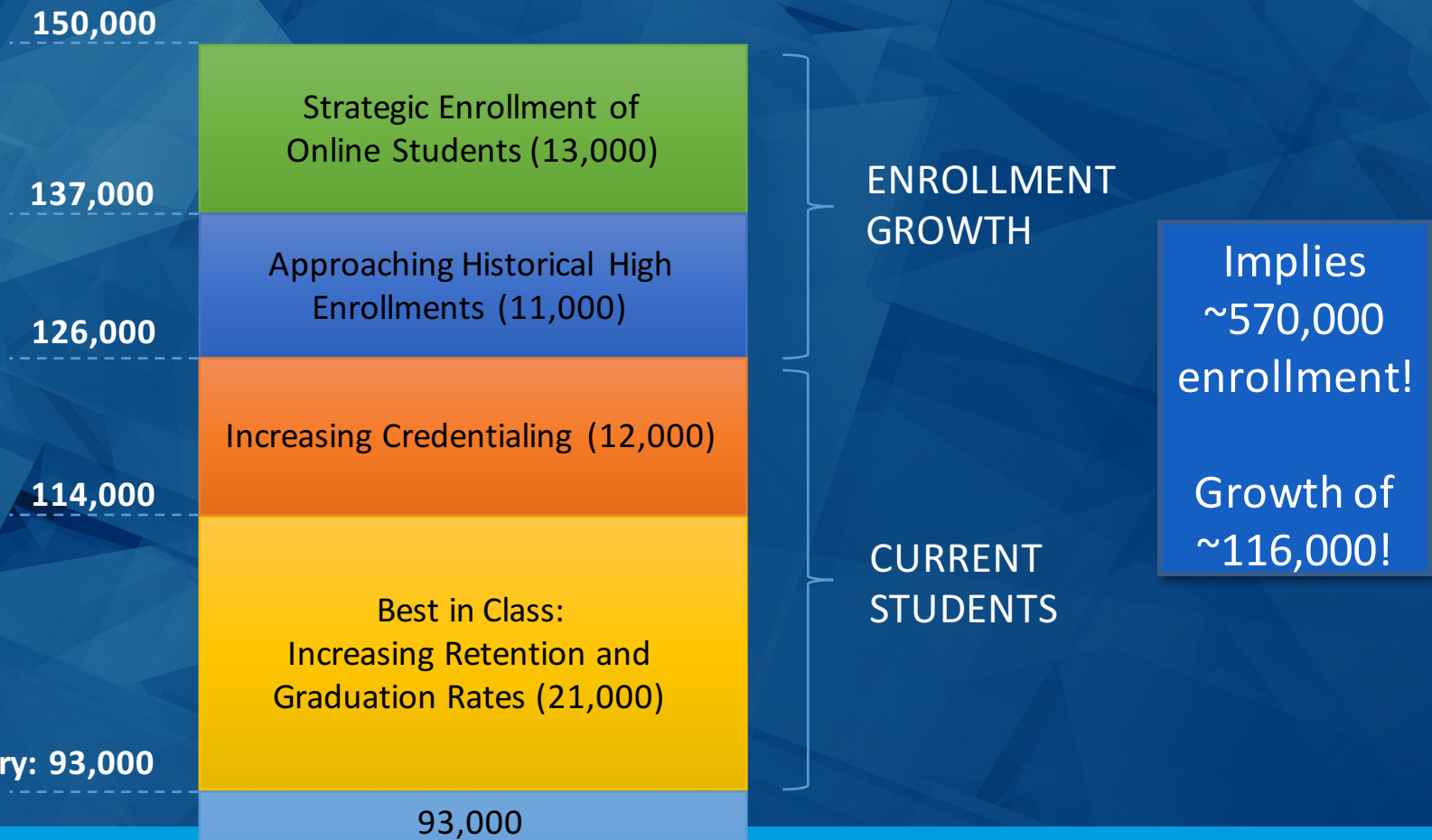
5) Increase Online Enrollment:

- Enrollment growth completes with a rate 15.5% (accounting for part time, etc.)
- Capacity exists in online programs
- Online Enrollment must increase by ~80,000

Example scenario of completions vs. time



At end of process we can reach 150,000 completions:



Current Trajectory: 93,000

SUNY Completion Agenda / Destination Graduation

1

SUNY Ready

1. Cradle to career partnerships
2. NYS Master Teacher
3. Teach NY
4. Early College High Schools
5. Improved advising in high schools
6. Universal Diagnostic
7. College readiness tool

2

SUNY Retain

1. Smart track
2. DegreeWorks
3. Improved advising in college
4. Open SUNY
5. Remedial pathways
6. Communities of Completion
7. Early Alert Tools
8. Finish in Two
9. Applied learning
10. Workforce development
11. Seamless transfer
12. Finish in Four

3

SUNY Reward

1. Badges / non-traditional credentialing
2. Certificates
3. Degrees
4. Career / Job
5. Economic Development

Funding Model



Turning Excellence into Impact

Diversity, Equity and
Inclusion



Student Completion
and Success



Impact State and Global
Challenges



Questions?