

SUNY Potsdam First Destination 2019

Career Services
Lougheed Center for Applied Learning
SUNY Potsdam

Career Status Report | Class of 2019

Career Services within the Lougheed Center for Applied Learning has conducted our annual First Destination Survey for the class of 2019, with data collection from alumni within approximately six months to one year after commencement. The survey data gathered demonstrates graduate's employment status and graduate or professional school enrollment. The Career Status Report is designed to reflect the uniqueness of SUNY Potsdam, and follows the National Association for Colleges and Employers (NACE) First-Destination survey standards and protocols.

The purpose of this survey is to demonstrate to current and prospective students the employment and continuing education accomplishments of SUNY Potsdam's graduates. This data will also support academic departments and administrators to better understand the areas of campus growth and potential.

Total Placement Rate: 98%

Overall Placement Rate

56% Employed
49% Continuing Education
7% Both employed and Continuing Education
2% Still Seeking

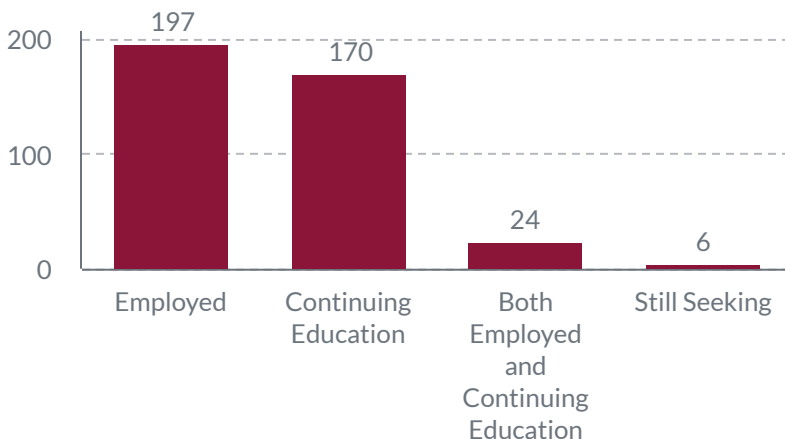
99% Undergraduate Placement Rate

51% Employed
48% Continuing Education
1% Still Seeking

94% Graduate Placement Rate

88% Employed
6% Continuing Education
6% Still Seeking

Cohort 2019 Placement Results



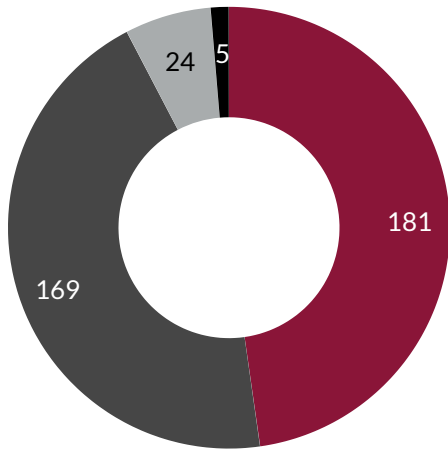
Total Response & Knowledge Rate: 47%

Total Number of Graduates: 751

Total Number of Responses/Knowledge Data: 349

Undergraduate Placement

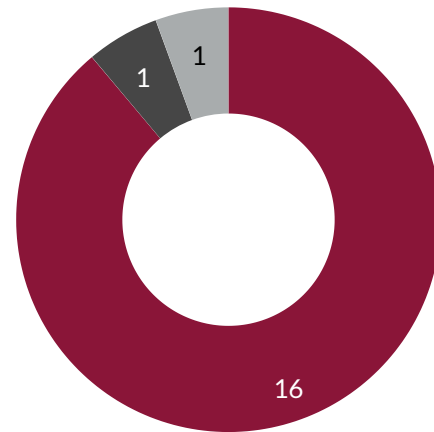
- Employed (47.76%)
- Continuing Education (44.59%)
- Both Employed and Continuing Education (6.33%)
- Still Seeking (1.32%)



673 Undergraduates
331 Responses

Graduate Student Placement


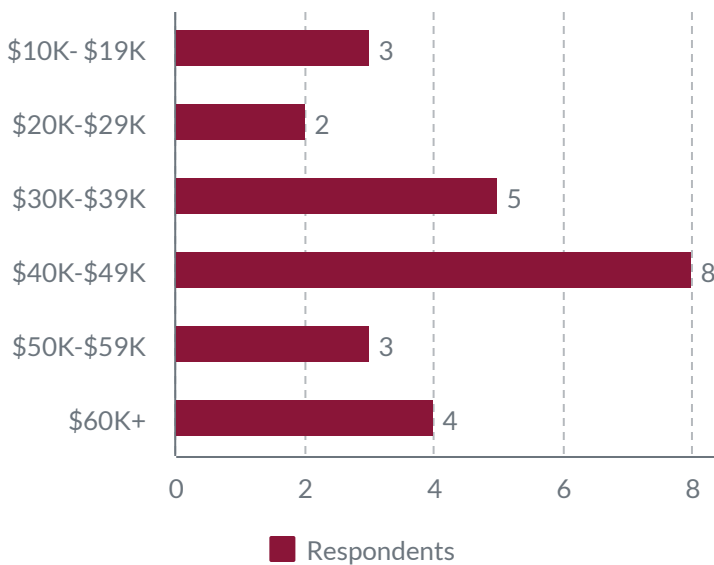
- Employed (88.89%)
- Continuing Education (5.56%)
- Still Seeking (5.56%)



78 Grad Students
18 Responses

*Graduate student placement data includes five advanced certificate students. Only one responded. That individual is counted as 1 of the 16 who attained employment.

SALARY RANGES



STARTING SALARY

Mean Salary: \$42,262

Median Salary: \$43,099

*25 graduates reported salaries.

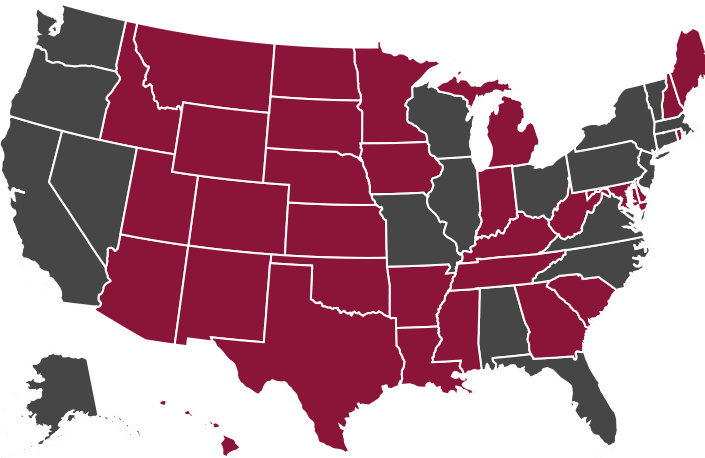
*13 graduates reported hourly pay.

Average starting salary:

Undergraduate: \$39,391 Graduates: \$51,833



WHERE DID OUR GRADUATES END UP?



State	Grads	State	Grads	State	Grads
Alabama	1	Missouri	1	Oregon	1
Alaska	1	North Carolina	1	Pennsylvania	2
California	2	Nevada	1	Virginia	3
Connecticut	2	New Jersey	3	Vermont	2
Florida	3	New York	175	Washington	1
Illinois	2	NY/NC	1	Wisconsin	1
Massachusetts	3	Ohio	2		
International: Canada-1 China -1 France -1					

32 Graduates Reside Outside of NY State

175 Graduates Reside in NY State

3 Graduates Reside Outside of USA

Top Employers

Northern Credit Union
Enterprise
SUNY Potsdam
St. Lawrence-Lewis BOCES
Canton-Potsdam Hospital
SeaComm
Children's Home of Jefferson Country
Potsdam Central School District

Top Grad Schools

SUNY College Potsdam
SUNY University at Buffalo
Liberty University
SUNY Binghamton
Columbia University

Additional Commonly Attended Grad Schools

Clarkson University
Colorado State University,
Cornell University
SUNY College Plattsburgh
St. Bonaventure University
Touro College
University of Denver Colorado
University of Illinois
Utica College

FUN FACTS!

Number of graduates that pursued the following:

Medical School: 4
Law School: 2
PhD: 1
Military: 1
Peace Corps: 1
Nursing Programs: 2
Entrepreneur: 3

75 undergraduates remained at SUNY Potsdam to pursue their graduate degree!

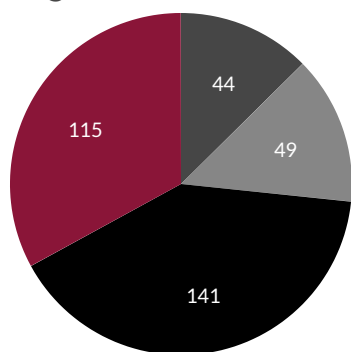
Undergraduate Placement

UNDERGRADUATE PROGRAM OF STUDY	Total Graduates	Respondents	Employed	Grad School	Employed and Study	Still Seeking
Adol Educ-Biology BA/MST	2	2		2		
Adol Educ-Earth Science BA/MST	1	1		1		
Anthropology	9	1	1			
Archaeological Studies Major	13	6	4	1		1
Art History Major	0	0				
Art Studio Major	16	4	1	3		
Arts Management Major	3	1			1	
BA in Music Major	7	7	3	4		
BA/MA Mathematics Major	3	2		2		
Biochemistry (BS)	6	5	2	3		
Biology Major (BA)	10	8	3	5		
Biology Major (BS)	41	23	6	16	1	
Business Administration (BS)	75	49	37	8	4	
Business Economics Major	5	2	1	1		
Business of Music Major	7	5	5			
Chemistry Major (BS)	5	3	2	1		
Childhood/Early Child Ed Major	38	27	2	21	4	
Community Health Major	21	10	4	5		1
Computer Science Major (BA)	7	3	1	2		
Computer Science Major (BS)	4	2	2			
Creative Writing BFA Major	4	2	1	1		
Criminal Justice Studies Major	26	6	4	2		1
Dance Major	13	5	4	1		
Economics Major	5	3	1	2		
English Creative Writing Major	12	6	2	4		
English Literature Major	7	5	2	2	1	
English Writing Major	3	2	1	1		
Environmental Studies	17	8	6	2		
Exercise Science (BS)	11	7		6	1	
French Major	3	1			1	
Geology Major (BA)	2	1		1		
Geology Major (BS)	11	8	5	2		1
Graphic Design and New Media (BA)	11	5	5			
Graphic Design & New Media (BFA)	4	4	3	1		
History Major	11	4	1	2	1	
International Studies Major	6	4	3	1		
Literature/Writing Major	6	4	2	3	1	
Mathematics Major (BA)	9	7	2	3	2	
Mathematics Major (BS)	1	0				
Mathematics (BA/MA)	3	2		2		
Mid/Sec Spanish Ed Major	1	1		1		
Music Business Major	8	4	4			
Music Education Major	68	29	6	20	2	1
Musical Studies Major	8	3	1	2		
Performance Music Major	24	14	2	11	1	
Philosophy Major	3	2		2		
Physics Major	6	1	1			
Politics Major	10	5	3	2		
Psychology Major	51	25	7	15	3	
Sociology Major	26	10	7	2	2	
Spanish Major	9	6	2	4		
Speech Communication Major	43	20	15	4	1	
Theatre Education PreK-12	3	2		2		
Theatre Major	17	11	6	3	2	
Visual Arts BFA	7	0				
Women's and Gender Studies	1	1				

Graduate Placement

GRADUATE PROGRAM OF STUDY	Total Graduates	Respondents	Employed	Grad School	Employed & Study	Still Seeking
Adol Educ-Biology (BA/MST)	2	2		2		
Adol Educ-Earth Science (BA/MST)	1	1		1		
Mathematics Major (BA/MA)	3	2		2		
Biology 7-12 (MST)	3					
Childhood Education (MST)	34	5	5			
College Teaching (Adv Cert)	3	1	1			
Community Health (MS)	1	1	1			
Curriculum & Instruction (MSED)	12	3	3			
Earth Science 7-12 (MST)	1	0				
Ed Technology Specialist (MSED)	4	2	2			
English 7-12 (MST)	2	1	1			
Inclusive & Spec Ed (Adv Cert)	3	0				
Literacy (MSED)	10	4	4			
Management (MS)	1	1		1		
Mathematics (BA/MA)	3	2		2		
Mathematics 7-12 5-6 Ext (MST)	1	0				
Mathematics (MA)	3	1		1		
Music Educ K-12 Graduate (MM)	16	3	3			
Org Performance & Tech (MS)	2	2	1			1
Soc Studies 7-12 5-6 Ext (MST)	4	0				
Special Education (MSED)	14	3	3			

Survey Data Collection



Qualtrics Survey (12.61%)
 Grad Finale (14.04%)
 LinkedIn (40.4%)
 Clearinghouse (32.95%)

Methods

The survey encompasses alumni who graduated in Fall 2018, Winterim 2018, Spring 2019 and Summer 2019. Graduates were asked to complete a survey via email, where a total of seven reminders have been circulated between March-November of 2019. The survey was also distributed in person in March 2019 at the “Grad Finale” as students received their caps and gowns for graduation. We included LinkedIn as a knowledge rate, in compliance with the National Association of Colleges and Employers (NACE) standards. SUNY Potsdam’s Institutional Research & Assessment Clearinghouse data for graduate school enrollment was incorporated into the knowledge rate data finding.

*Note, many participants have submitted duplicated entries. Only one method was recorded. Information may be additionally available as a knowledge rate method.

Data methods have been approved by the Provost of SUNY Potsdam and the Institutional Review Board, attesting that appropriate safeguards have been included in the research design to protect human participants. This approval does not imply that the College endorses the content of the research or the conclusions drawn from the results of the research.

Report Reliability: The following two possibilities relating to students completing the survey may affect the reliability of this report:

- 1) We believe that we are more likely to receive surveys from employed graduates, and we expect that students who do not have employment are less likely to respond to the survey. (To further assist unemployed students, we included resources about our specific employment related services).
- 2) It is assumed the survey is more likely to be returned from unemployed graduates living at home. We cannot determine the influence of these possibilities on this survey. Our hopes is that the data balances these potential factors, giving us an accurate picture and canceling out any skewed data.