

SUNY Potsdam: First Destination Survey 2020

Career Status Report | Class of 2020

Career Services within the Loughheed Center for Applied Learning has conducted our annual First Destination Survey for the class of 2020, with data collection from alumni within approximately six months to one year after commencement. The survey data gathered demonstrates graduate's employment status and graduate or professional school enrollment. The Career Status Report is designed to reflect the uniqueness of SUNY Potsdam, and follows the National Association for Colleges and Employers (NACE) First-Destination survey standards and protocols.

The purpose of this survey is to demonstrate to current and prospective students the employment and continuing education accomplishments of SUNY Potsdam's graduates. This data will also support academic departments and administrators to better understand the areas of campus growth and potential.

*Note: This data was collected during the COVID-19 pandemic. Placement numbers for this cohort are likely impacted.

Total Placement Rate: 82%

Overall Placement Rate

42% Employed
39% Continuing Education
1% Military
1% Volunteer
17% Still Seeking

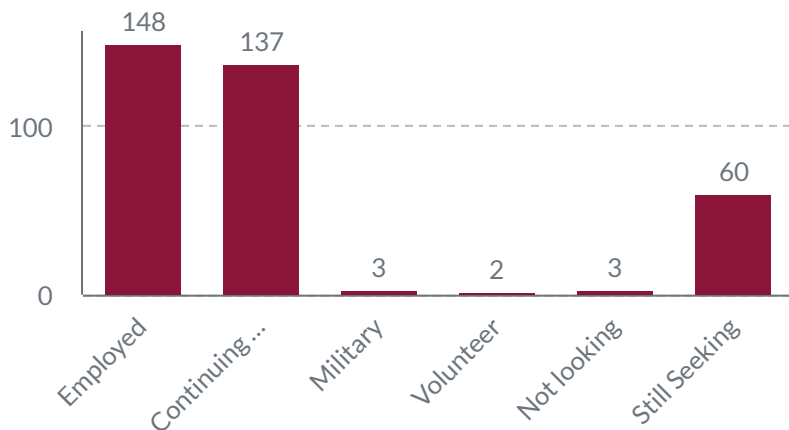
81% Undergraduate Placement Rate

38% Employed
41% Continuing Education
18% Still Seeking
1% Not seeking
1% Military
1% Volunteer

87% Graduate Placement Rate

63.5% Employed
23% Continuing Education
13.5% Still Seeking

Cohort 2020 Placement Results



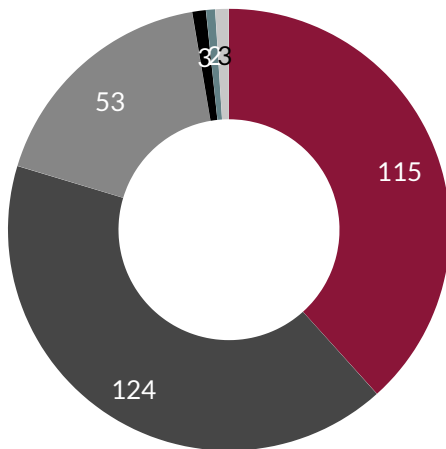
Total Response & Knowledge Rate: 43%

Total Number of Graduates: 830

Total Number of Responses/Knowledge Data: 353

Undergraduate Placement

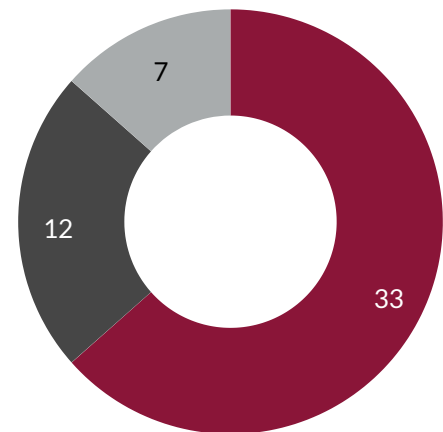
■ Employed (38.33%) ■ Continuing Education (41.33%)
 ■ Still Looking (17.67%) ■ Military (1%) ■ Volunteer (0.67%)
 ■ Not looking (1%)



693 Undergraduates
300 Responses

Graduate Student Placement

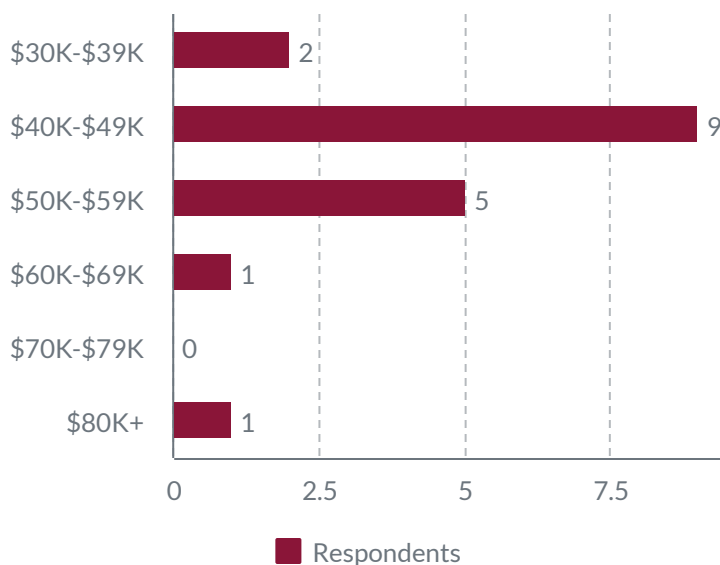
■ Employed (63.46%) ■ Continuing Education (23.08%)
 ■ Still Seeking (13.46%)



135 Grad Students
52 Responses

*Graduate student placement data includes one non-degree seeking that responded "not looking".

SALARY RANGES



STARTING SALARY

Mean Salary: \$49,543
 Median Salary: \$ 44,732

*18 graduates reported salaries

*27 graduates reported hourly pay

Average starting salary:

Undergraduate: \$39,391 Graduates: \$51,833

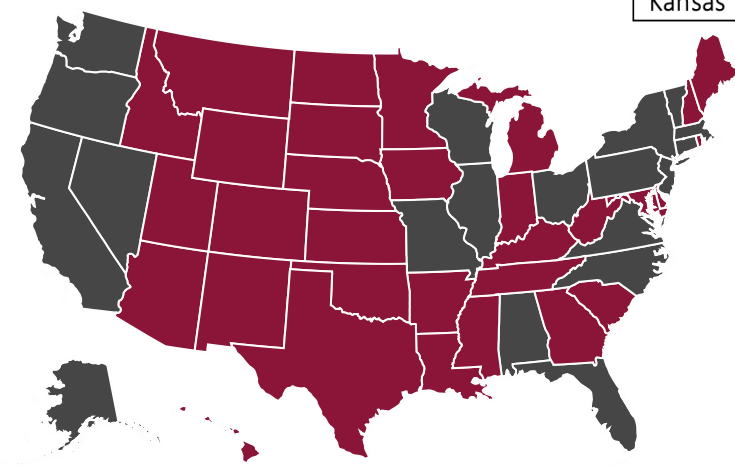
WHERE DID OUR GRADUATES END UP?

41 Graduates Reside Outside of NY State

201 Graduates Reside in NY State

8 Graduates Reside Outside of USA

State	Grads	State	Grads	State	Grads
California	1	Kentucky	3	Oregon	1
Connecticut	2	Massachusetts	3	Pennsylvania	2
District of Colombia	1	Nebraska	2	Tennessee	1
Florida	2	New Jersey	1	Texas	2
Illinois	2	New York	201	Vermont	3
Iowa	1	North Carolina	2	Virginia	1
Kansas	1	Ohio	1	Wisconsin	1



Country	Grads	Country	Grads
Algeria	1	Germany	1
Canada	5	Norway	1

Top Employers: pending data

Top Graduate Schools: pending data

FUN FACTS!

Number of graduates that pursued the following:

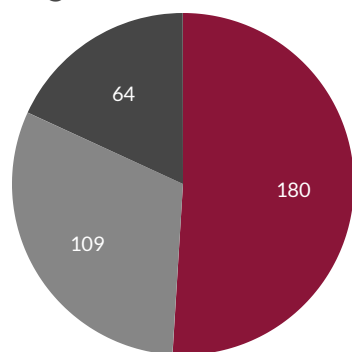
- Law School: 1
- PhD: 6
- Military: 3
- Volunteer: 2
- Entrepreneur: 3
- Freelance: 4
- Social work: 7
- Physical Therapy: 3

**48 undergraduates remained
at SUNY Potsdam to pursue
their graduate degree!**

Graduate Placement

Graduate Programs	Total Graduated	Total Employed	# Service	# Military	# Continuing Education	# Still Seeking
Adol Educ-Biology BA/MST	1	0	0	0	1	0
Biology 7-12 MST Major	3	0	0	0	0	0
Childhood Education MST	55	5	0	0	3	5
Community Health MS Major	3	2	0	0	0	0
Curriculum & Instruction MSED	17	1	0	0	2	0
Earth Science 7-12 MST Major	2	1	0	0	0	0
Ed Technology Specialist MSED	2	1	0	0	0	0
English 7-12 MST Major	5	0	0	0	0	0
History	1	0	0	0	1	0
Literacy Educator (K-12) MSED	2	0	0	0	0	0
Literacy MSED	12	1	0	0	2	0
Management MS	10	5	0	0	2	0
Mathematics 7-12 5-6 Ext MST	3	0	0	0	0	0
Mathematics MA Major	1	0	0	0	0	0
Music Educ K-12 Graduate Major	12	2	0	0	2	2
Music Education Major	1	1	0	0	0	0
Music Performance Graduate Maj	2	0	0	0	0	0
Philosophy	1	1	0	0	0	0
Soc Studies 7-12 5-6 Ext MST	2	0	0	0	0	0
Special Education	1	0	0	0	0	0
Special Education Major MSED	5	1	0	0	1	0

Survey Data Collection



Handshake (50.99%) LinkedIn (30.88%) Clearinghouse (18.13%)

Methods

The survey encompasses alumni who graduated in Fall 2019, Winter 2019, Spring 2020, and Summer 2020. Graduates were asked to complete a survey via Handshake email, where several reminders have been circulated during the first five months after graduation. **Provided that this is preliminary data, data is still pending following six months after graduation.** This can lead to a significant change in placement rating. The existing data positively captures recent placement for new alumni following graduation. Due to Covid-19, only email methods were used to collect data, which may have impacted the response rate. We included LinkedIn as a knowledge rate, in compliance with the National Association of Colleges and Employers (NACE) standards. SUNY Potsdam's Institutional Research & Assessment Clearinghouse data for graduate school enrollment was incorporated into the knowledge rate data finding.

* Note: Handshake has been added as a new data collection method, which includes built-in questions in compliance with NACE. This has led to a more comprehensive data collection compared to former years.

Data methods have been approved by the Provost of SUNY Potsdam and the Institutional Review Board, attesting that appropriate safeguards have been included in the research design to protect human participants. This approval does not imply that the College endorses the content of the research or the conclusions drawn from the results of the research.

Report Reliability: The following two possibilities relating to students completing the survey may affect the reliability of this report:

- 1) We believe that we are more likely to receive surveys from employed graduates, and we expect that students who do not have employment are less likely to respond to the survey. (To further assist unemployed students, we included resources about our specific employment related services).
- 2) It is assumed the survey is more likely to be returned from unemployed graduates living at home. We cannot determine the influence of these possibilities on this survey. Our hopes is that the data balances these potential factors, giving us an accurate picture and canceling out any skewed data.

Majors - Bachelor Degree	Total Graduated	Total Employed	# Service	# Military Service	# Continuing Education	Still Seeking
Adol Educ-Biology BA/MST	4	0	0	0	4	0
Adol Educ-Physics BA/MST	1	0	0	0	1	0
Anthropology	4	3	0	0	0	0
Anthropology Major	7	2	1	0	0	0
Archaeological Studies Major	16	0	0	0	1	2
Art History Major	2	1	0	0	0	0
Art Studio	1	0	0	0	0	1
Art Studio Major	14	2	0	0	0	0
Arts Management Major	4	0	0	0	0	0
BA in Music Major	4	1	0	0	0	0
BA/MA Mathematics Major	4	1	0	0	1	0
Biochemistry (BS)	2	0	0	0	1	0
Biology 7-12 MST Major	1	0	0	0	1	0
Biology Major	9	0	0	0	4	1
Biology Major (BS)	35	5	0	0	6	2
Business Administration	1	1	0	0	0	0
Business Administration (BS)	78	20	0	0	9	0
Business Economics Major	3	1	0	0	0	0
Business of Music Major	3	1	0	0	1	0
Chemistry	2	1	0	0	1	0
Chemistry Major	2	0	0	0	0	0
Chemistry Major (BS)	2	0	0	0	1	0
Childhood/Early Child Ed Major	31	1	0	0	14	2
Communication	5	2	0	0	1	0
Community Health	6	3	0	0	0	3
Community Health Major	34	4	0	0	6	4
Computer Science Major	6	1	0	0	1	0
Computer Science Major (BS)	12	3	0	0	0	0
Creative Writing BFA Major	6	1	0	0	0	2
Criminal Justice	1	0	0	0	1	0
Criminal Justice Studies Major	40	5	0	0	5	3
Dance Major	11	2	0	0	1	2
Economics Major	2	1	0	0	0	0
English	2	0	0	0	1	0
English Creative Writing Major	18	2	0	0	1	3
English Literature Major	1	0	0	0	0	0
English Writing Major	6	2	1	0	1	2
Environmental Studies	16	5	0	0	2	0
Exercise Science	1	0	0	0	0	0
Exercise Science (BS)	20	2	0	0	6	0
French Major	4	0	0	0	0	0
Geographic Information Science	1	0	0	0	0	0
Geology Major	1	1	0	0	0	0
Geology Major (BS)	4	0	0	0	2	0
Graphic Design & New Media BFA	4	2	0	0	0	0
Graphic Design and New Media	13	1	0	0	0	4
History	2	0	0	0	0	1
History Major	32	1	0	2	12	5
International Studies Major	8	0	1	0	1	1
Literature/Writing Major	13	1	0	0	2	1
Mathematics MA Major	3	1	0	0	0	0
Mathematics Major	28	4	0	0	9	3
Mid/Sec English Ed Major	5	0	0	0	2	0
Mid/Sec Mathematics Ed Major	5	2	0	0	2	0
Mid/Sec Soc Studies Ed Major	5	0	0	0	2	0
Music Business Major	22	3	0	0	3	0
Music Education Major	60	3	0	0	11	4
Musical Studies Major	13	1	0	0	3	2
No Major Reported	0	0	0	0	0	0
Performance Music Major	29	2	0	0	10	1
Philosophy	1	0	0	0	0	1
Philosophy Major	3	0	0	0	0	0
Physics Major	9	3	0	0	3	1
Politics Major	9	0	0	1	2	0
Psychology	4	1	0	0	1	0
Psychology Major	52	6	0	0	18	5
Sociology	1	0	0	0	0	0
Sociology Major	20	2	0	0	4	3
Spanish	1	0	0	0	0	1
Spanish Major	15	3	0	0	3	2
Speech Communication Major	45	11	0	0	2	4
Theatre Major	17	2	0	0	3	2
Visual Arts BFA	3	0	0	0	2	0
Women's & Gender Studies	1	0	0	0	0	0
Women's And Gender Studies	3	1	0	0	0	1